

JPM-1017AI-4G PRO

AI Active Safety All-in-One Terminal - PRO

10.1-inch touchscreen | ADAS + DMS + BSD | 4G / Wi-Fi / GNSS | PRO thermal and waterproof design

10.1-inch touchscreen **Up to 5 x AHD 1080P / 720P** **AI active safety** **PRO thermal build**

Shenzhen Jifuan Intelligent Technology Co., Ltd.
Building 9, West District, Zhangge Community, Fucheng Street, Longhua District, Shenzhen, China
OEM & ODM welcome - custom logo, packaging, connectors, cable length and firmware available on request.

+86 188 7400 7838 (WhatsApp / WeChat)
info@jfacam.com
www.jfacam.com | www.antuvision.com

EXACT-MODEL OVERVIEW

AI Safety, Recording and Connected Fleet Functions



CORE CUSTOMER-FACING FEATURES

- **PRO active-safety terminal:** source-defined improved heat-dissipation build with a waterproof design.
- One integrated 10.1-inch terminal: display, recording, communications and AI processing in one unit.
- Up to five AHD video inputs at 1080P or 720P for front, driver, side and rear coverage.
- ADAS lane, vehicle and pedestrian warnings; DMS fatigue, distraction, phone, smoking and seat-belt alerts.
- BSD monitoring for front, rear, left and right blind areas when matching cameras are connected.
- Real-time local voice alerts plus platform alarm upload.
- 4G LTE Cat 4, Wi-Fi 2.4 GHz AP/STA and multi-constellation GNSS.
- Remote live view, route playback, alarm review, voice intercom, listening and TTS message delivery.
- SD card storage up to 1 TB with optional mSATA storage; final storage configuration is confirmed at order.
- Face-recognition driver ID and anti-impersonation attendance.
- Parking monitoring, time-lapse recording and remote fuel / power cut-off when configured.
- Two RS232 ports and multiple I/O for sensors and vehicle signals.

CONFIGURATION AT A GLANCE

Version	PRO thermal / waterproof
Display	10.1-inch 720P IPS touch
Video	H.264, up to 15 fps at 1080P
AI	ADAS + DMS + BSD
Network	LTE Cat 4 + Wi-Fi 2.4 GHz
Positioning	Multi-constellation GNSS
Storage	SD up to 1 TB + optional mSATA
Power	DC 9-36 V
Mount	Metal display bracket; no U-type

ILLUSTRATION 1

Five Video Inputs and AI Role Allocation



WHAT THE DIAGRAM ESTABLISHES

- The terminal accepts up to five external AHD cameras at 1080P or 720P.
- The manual gives DMS channel priority to CH1; ADAS and BSD roles must follow the ordered firmware configuration.
- ADAS covers forward collision, pedestrian collision, lane departure and following-distance events.
- DMS covers fatigue, distraction, phone use, smoking and seat-belt checks.
- BSD supports front, rear, left and right blind-area monitoring when matching cameras are connected.
- The exact enabled AI mix and camera count must be confirmed before production.

ILLUSTRATION 2

PRO Thermal and Environmental Design

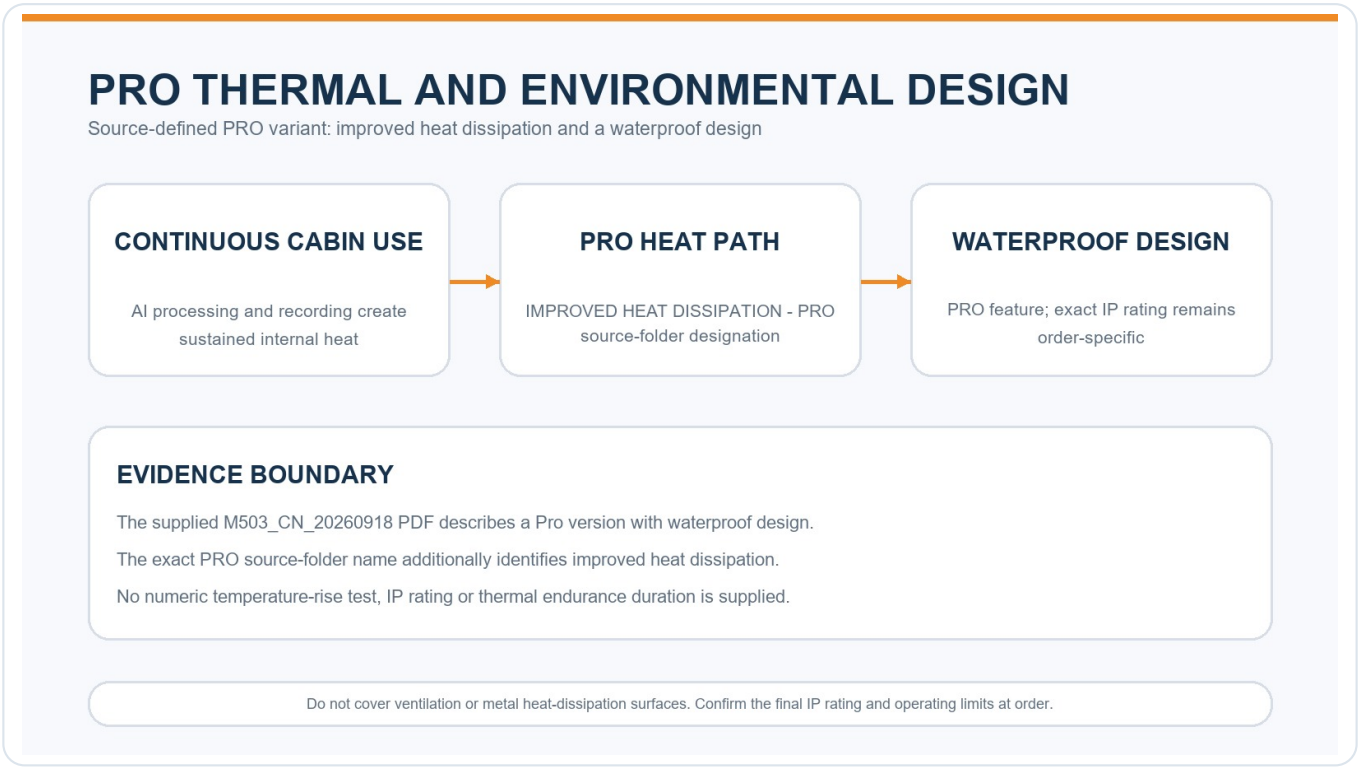

WHAT THE DIAGRAM ESTABLISHES

- The supplied M503 specification describes the Pro version as having a waterproof design.
- The exact PRO source-folder name identifies the PRO variant as the improved heat-dissipation build.
- No numeric temperature-rise test, IP code or thermal endurance duration is present in the supplied PRO folder.
- Keep ventilation openings and metal heat-dissipation surfaces clear during operation.
- Confirm the final IP rating, operating environment and any required test evidence before ordering.

ILLUSTRATION 3

4G, GNSS and Customer Platform Workflow

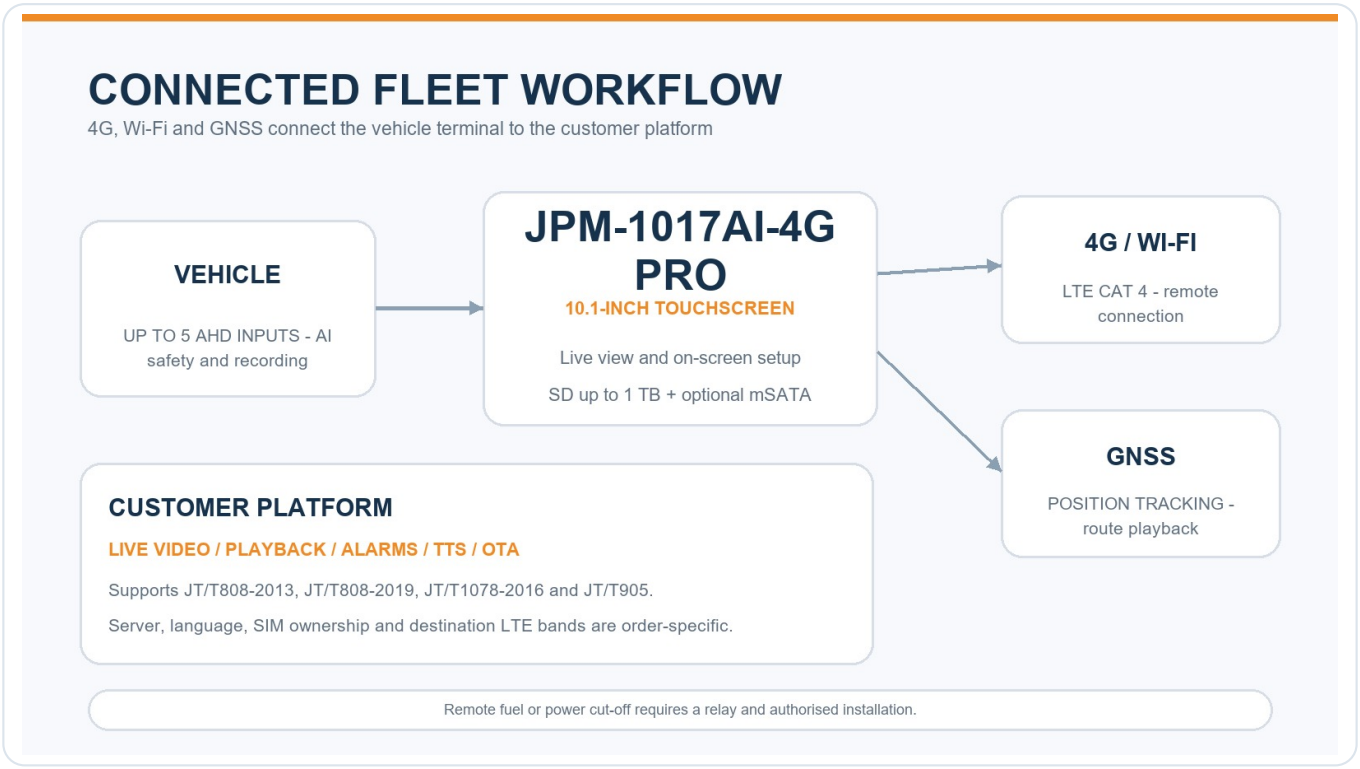

WHAT THE DIAGRAM ESTABLISHES

- 4G LTE Cat 4 and 2.4 GHz Wi-Fi support remote live view and local configuration.
- Multi-constellation GNSS supports current position and historical route playback.
- Platform functions include live video, playback, alarms, TTS messages, listening and OTA update support.
- JT/T808-2013, JT/T808-2019, JT/T1078-2016 and JT/T905 are supported.
- Server details, platform language, SIM ownership and destination LTE bands remain order-specific.
- Remote fuel / power cut-off requires a relay and authorised installation.

ILLUSTRATION 4

Power Wiring, Storage and Supplied Mounting

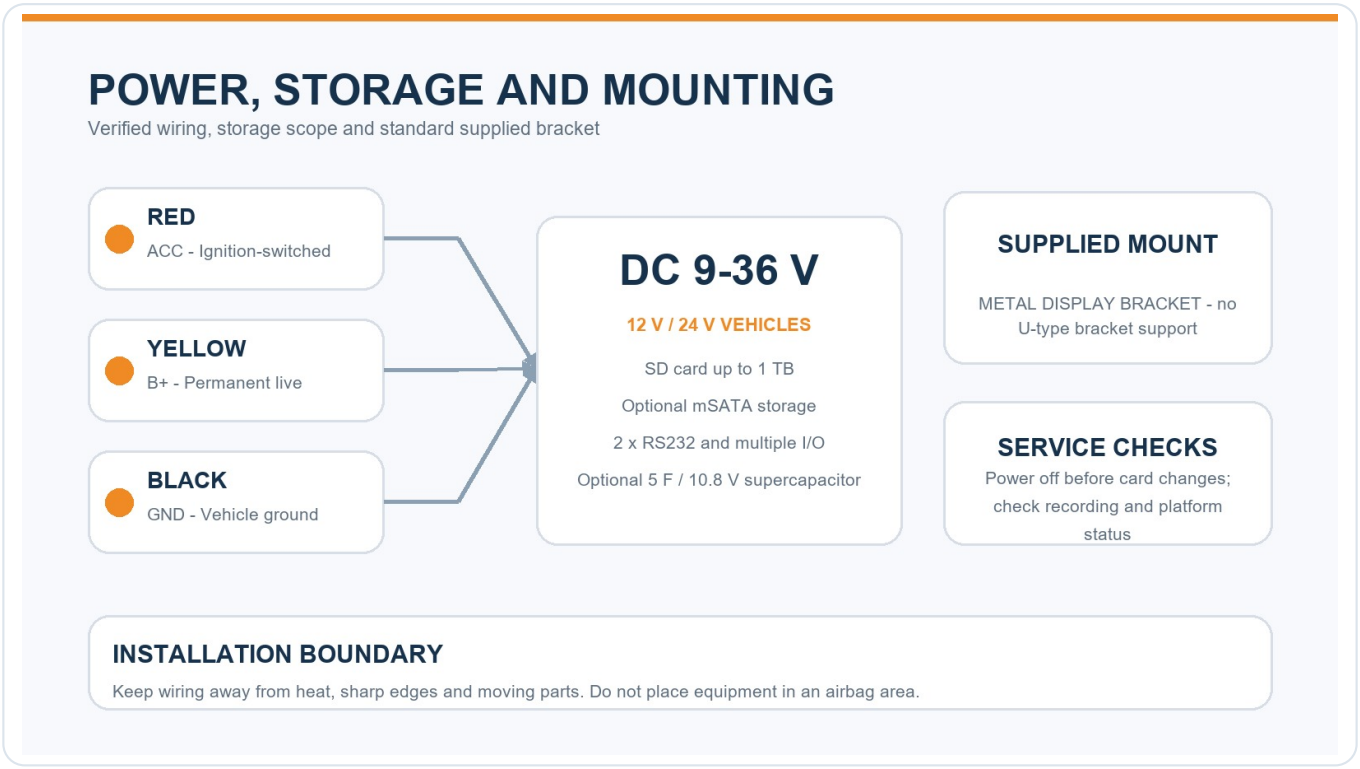

WHAT THE DIAGRAM ESTABLISHES

- The verified colour definition is red to ACC, yellow to permanent live (B+) and black to ground.
- The input range is DC 9-36 V for 12 V and 24 V vehicle systems.
- The terminal supports SD storage up to 1 TB and optional mSATA storage.
- The optional 5 F / 10.8 V supercapacitor helps protect recordings during abnormal power loss.
- The package uses a metal display bracket fitted to the dashboard or another stable surface.
- This version does not support a U-type bracket; confirm the mounting method before ordering.

ILLUSTRATION 5

Application and Camera Commissioning

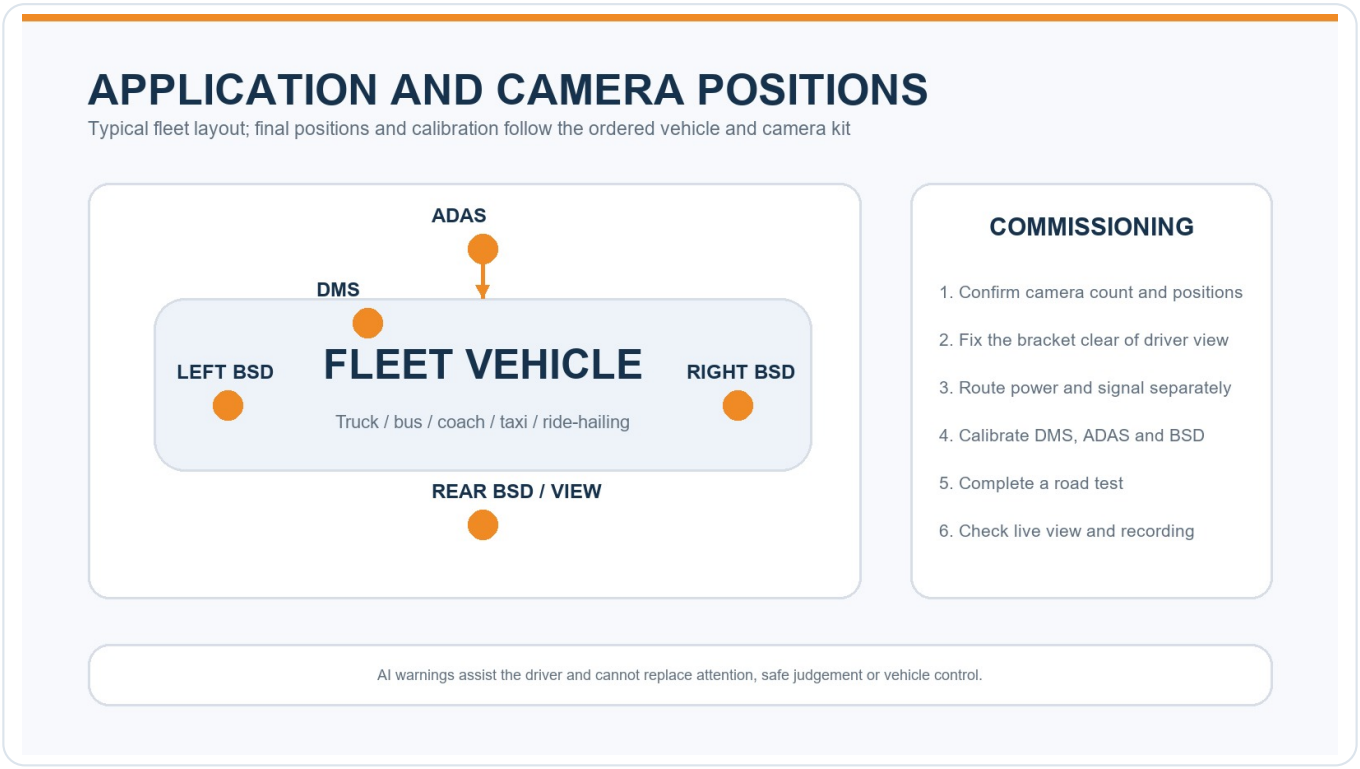

WHAT THE DIAGRAM ESTABLISHES

- Typical applications include trucks, buses, coaches, taxis and ride-hailing fleets.
- Final camera positions depend on the vehicle body, ordered camera kit and required field of view.
- DMS, ADAS and BSD must be calibrated after installation and verified during a road test.
- The AI warning functions assist the driver and do not replace attention or vehicle control.
- Privacy, audio recording and data-upload requirements remain the operator's responsibility.

EXACT PRO-MODEL PHOTOGRAPHY

Three-Quarter, Rear and Side Housing Views



Three-quarter product view

TYPICAL APPLICATIONS

- Fleet telematics
- Trucks and trailers
- Buses and coaches
- Taxis and ride-hailing



Rear housing and supplied mounting

PRODUCT SCOPE BOUNDARY

- Integrated display and recording terminal, not an add-on monitor.
- Camera kit, cable lengths and storage are configured at order; the PRO build uses a waterproof design.
- Mounting uses the supplied metal display bracket; this version does not support a U-type bracket.

SPECIFICATIONS

Technical Specification, Ordering and Installation Notes

Model	JPM-1017AI-4G PRO
Product Type	10.1-inch AI active-safety recording terminal; PRO build
Display	10.1" HD touchscreen (720P IPS panel)
Video Inputs	Up to 5 external 1080P camera inputs (AHD 1080P / 720P)
Video Recording	H.264, up to 15 fps at 1080P, MP4
Snapshot	JPG
AI Functions	ADAS + DMS + BSD with local voice alerts
CPU	32-bit RISC 1 GHz + 1 T NPU
Memory	2 Gb DDR3
Storage	SD card up to 1 TB; optional mSATA
Positioning	Multi-constellation GNSS
Connectivity	LTE Cat 4 + WCDMA; Wi-Fi 2.4 GHz AP / STA
Protocols	JT/T808-2013, JT/T808-2019, JT/T1078-2016, JT/T905
I/O	ACC x1, SOS x1, relay x1, DIN x3, RS232 x2, VOUT x1
USB	Type A
Power Input	DC 9-36 V
Power Backup	Optional 5 F / 10.8 V supercapacitor
Operating Temperature	-20°C to +70°C
Humidity	10-90%, no condensation
Mounting	Supplied metal display bracket; U-type bracket not supported
PRO Build	Improved heat-dissipation variant; waterproof design

ORDERING NOTES

- Confirm the PRO construction, waterproof requirement and intended thermal operating environment.
- **Confirm the camera count and positions:** up to five AHD 1080P / 720P inputs.
- Confirm the AI configuration and number of BSD channels.
- Confirm SD capacity and whether mSATA storage is required.
- Confirm platform integration, language and server details.
- Confirm whether remote fuel / power cut-off is required and who authorises installation.
- Confirm the LTE band variant for the destination market and who supplies the SIM card.
- Confirm the exact IP rating if a formal waterproof rating is required; the source does not state one.